



OFFICE OF THE PRINCIPAL

# NORTH BANK COLLEGE

P.O.-Ghilamara (Lakhimpur), Assam-787053

e-mail:- northbankcollege@gmail.com

Ph.9101585018

No. NBC/Notice/61/24/21

Dtd.08/10/2024

## জাননী


ইয়াৰ দ্বাৰা ২০২৪-২৫ শিক্ষা বৰ্ষৰ 1<sup>st</sup> আৰু 3<sup>rd</sup> Semester (FYUG) B.A. & B.Sc. ৰ ছাত্ৰ-ছাত্ৰীসকলক জনোৱা যায় যে, তেওঁলোকৰ পৰীক্ষাৰ প্ৰ-পত্ৰ পূৰণ ইং-০৭/১০/২০২৪ তাৰিখৰ পৰা ইং-২২/১০/২০২৪ তাৰিখৰ ভিতৰত <https://dibru.samarth.edu.in>ৰ জৰিয়তে পূৰণ কৰি ২২/১০/২০২৪ তাৰিখৰ ভিতৰত প-পত্ৰৰ কপি মহাবিদ্যালয়ত জমা দিব লাগিব।

উল্লেখ্য যে, ২০২৪-২৫ শিক্ষা বৰ্ষৰ 1<sup>st</sup> Semester (FYUG) B.A. & B.Sc. ৰ ছাত্ৰ-ছাত্ৰীসকলক জনোৱা যায় যে, তেওঁলোকৰ বিশ্ববিদ্যালয়ৰ পঞ্জীয়নৰ (Registration) বাবে বেলেগকৈ একো কৰিব নালাগে, কেৱল পঞ্জীয়ন মাছুলহে পৰীক্ষাৰ প-পত্ৰ লগতে জমা দিব লাগিব। তেওঁলোকৰ মাছুল জমা দিয়াৰ পিছত <http://dibru.samarth.edu.in> পৰ্টেলৰ জৰিয়তে পঞ্জীয়ন পত্ৰ নিজে ডাউনলোড কৰিব লাগিব।

আনহাতে ছাত্ৰ-ছাত্ৰী সকলক জনোৱা যায় যে, যি সকল ছাত্ৰ-ছাত্ৰীয়ে নাম ভৰ্তিৰ মাছুল বা হোষ্টেলৰ মাছুল সম্পূৰ্ণ আদায় দিবলৈ বাকী আছে, তেওঁলোকৰ Exam. Form মহাবিদ্যালয়ত জমা দিয়াৰ সময়ত অনাদায় মাছুল আদায় দিবলৈ জনোৱা হ'ল। অন্যথা তেওঁলোকৰ Exam. Form জমা লোৱা নহ'ব।

1. Online কৰা পিছত Online প্ৰ-পত্ৰৰ কপি আৰু পৰীক্ষাৰ মাছুল তলত নিৰ্ধাৰণ কৰা অনুসৰি মহাবিদ্যালয়ৰ কাৰ্যালয়ত জমা দিব লাগিব।
2. Online প্ৰ-পত্ৰৰ কপিৰ লগত নামভৰ্তিৰ ৰচিদৰ কপি গাঁঠি দিব লাগিব।
3. 1<sup>st</sup> Semester (FYUG)ৰ ছাত্ৰ-ছাত্ৰী সকলে পৰীক্ষা মাছুলৰ লগতে বিশ্ববিদ্যালয়ৰ পঞ্জীয়ন মাছুল জমা দিব লাগিব।

Sl.No.	Course wise Fee	Registration Fee (only for Fee Waiver Student)	Exam Fee	Total Rs.
1.	BA & BSc. 1 <sup>st</sup> Sem- Major/Honours Course (With Practical)	430.00	1850.00	2280.00
2.	BA & BSc. 1 <sup>st</sup> Sem- Major/Honours Course (Without Practical)	430.00	1350.00	1780.00
3.	BA & BSc. 3 <sup>rd</sup> Sem- Major/Honours Course (With Practical)		1850.00	
4.	BA & BSc. 3 <sup>rd</sup> Sem- Major/Honours Course (Without Practical)		1350.00	
5.	For one Paper Backlog (With Practical)		1550.00	
6.	For one Paper Backlog (Without Practical)		1050.00	
7.	More than one paper	Full fees of the examination concerned		
8.	Late Fine	300.00		

অধ্যক্ষ  ৬/১০/২০২৪

নৰ্থ বেংক মহাবিদ্যালয়, ঘিলামাৰা  
North Bank College  
Ghilamara

- বিঃদ্রঃ - ১. যিসকল ছাত্ৰ-ছাত্ৰীয়ে সম্পূৰ্ণ মাছুল দি নাম ভৰ্তি কৰিছে তেওঁলোকে পঞ্জীয়ন মাছুল দিব নালাগে।
২. ছাত্ৰ-ছাত্ৰী সকলে লব লগা পদক্ষেপ সমূহ ইয়াৰ লগত সংলগ্ন কৰি দিয়া হ'ল।

## STEPS TO BE FOLLOWED BY THE STUDENTS

**Step 1:** Open the <https://dibru.samarth.edu.in> link, the homepage will appear as below:

In the student portal homepage, students will be able to see three (3) options as follows:

1. **Login:** Already registered students can directly login using their login credentials of the portal.
2. **New Registration:** Students doing first-time registration have to click on the "New Registration" option to generate their login credentials
3. **Reset Password:** If a student forgets his/her password they can reset it using the "Reset password" option.

**Enrolment Number** as assigned on the Assam Samarth admission portal for 2024. If you do not have your enrolment number, contact your **College** to get your enrolment number or Login to admission portal 2024 to check your enrolment number.

### New Student Registration

**Step 1.** Students can register themselves by clicking on the "**New Registration**" Button. After that, the following details need to be selected/entered by the students:

- Programme
- Name (as on Samarth ID card)
- Mode of Registration
  - Enrolment Number
- Enrolment Number

After that, a new window will appear. In that, the following details need to be entered for the new registration:

- Mobile Number
  - Email Address
- (These details must be correct to receive OTP via mail)

After successful verification of the OTP received via Mail/SMS.

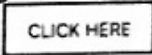
Once OTP will be verified, students need to set a password for their login in a new window

**Note:** The students need to note down the username for further use.


### Course Selection Process

For selection of the courses, students need to follow the below mentioned steps:

**Step 1:** Login to Student Portal with valid credentials

**Step 2:** After successful login, the student will be redirected to the dashboard. Then the students need to click on  button to view/select the courses related to their respective programme

**Step 3:** After clicking on the **"Submit"** button, students will be able to preview the list of selected courses.

In that, Students can update/modified their courses selection by clicking on  button, if required.

**Step 4:** Then, click on  button to finally submit the selected course.

**Step 5:** A pop-up window will appear for confirmation of selected courses. On that, click on the **"OK"** button.

After successful completion of the course selection a new window will appear with the message that **"Courses submitted successfully"**.

## Examination Form Filling

For Examination form filling students need to click on the **Home** button.


**Step 1:** Then click on **"Examination"** and then click on **"Registration"**.

In that, students can see the active examination sessions.

Students need to open their examination form by clicking on the **"CLICK HERE"** button below their programme.

**Step 2:** In a new window, examination form will appear and student needs to fill the following details:

- PWD Status (YES/NO)
- Disability Percentage(If YES)
- Need of scribe in the Examination(If YES)

Then click on the  button.

After successful completion of the Examination Form filling, students can download the examination form in the pdf format by clicking on the **"Print Application"** button located on the top right side of the student portal.